

Ultrasonic Endodontic Activator

DIA ULTRASONIC



DIA-ULTRASONIC is a compact and easy-to-use cordless ultrasonic activator. Effective irrigant delivery and agitation are essential for successful endodontic treatment. Dia-Ultrasonic uses two different ultrasonic frequencies to create sufficient acoustical streaming and cavitation that can effectively eliminate vapor lock. The dual-ultrasonic frequency also helps to clean, penetrate, and irrigate the root canals more precisely than single-frequency devices. With its durable, powerful, and flexible Ni-Ti tips, Dia-Ultrasonic can safely and efficiently handle curved and narrow canals. Achieve reliable and effective irrigation and disinfection with Dia-Ultrasonic.

NEW

Ultrasonic Endodontic Activator

FEATURES

Dual-Frequency & Double-Satisfaction

Dual-Ultrasonic frequency (30 KHz and 45 KHz) provides significantly improved debridement of the root canal system and improved penetration of irrigants into dentinal tubules.

Flexible & Strong Tip

The flexible and strong tip can adapt to various canal shapes with low risk of fracture.

Easy-to-use & Compact

Cordless, compact, and ergonomic design allows increased accessibility.

Fast-Charging & Long-Lasting

A fully charged 2,750 mAh rechargeable Li-ion battery can last up to 500 cycles. It only takes 3.5 hours to charge it fully.

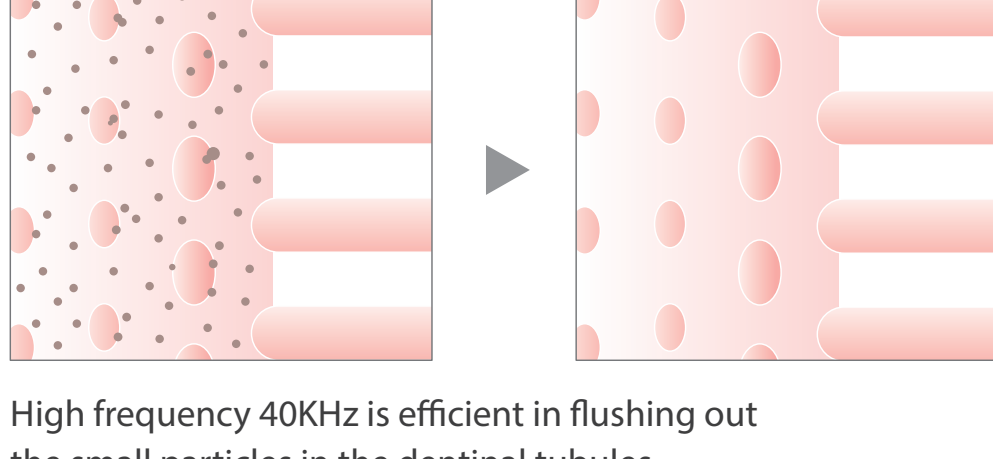
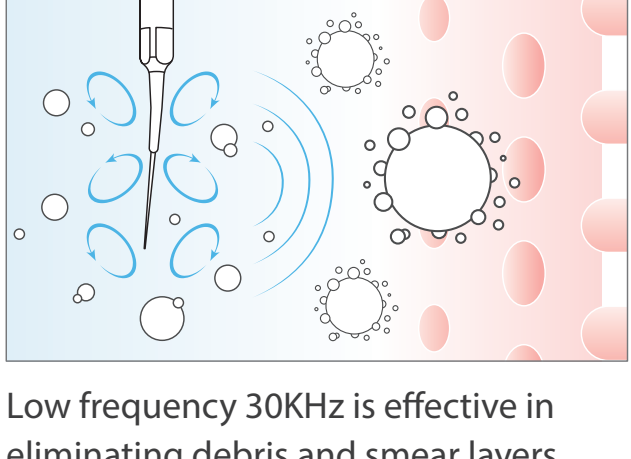
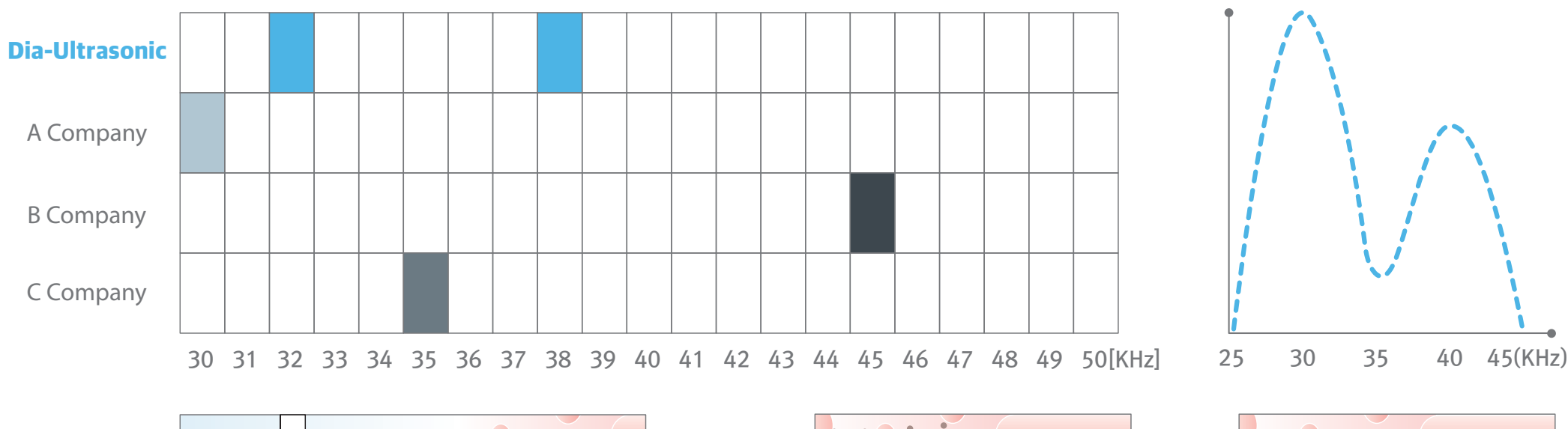


DIA ULTRASONIC

BENEFITS

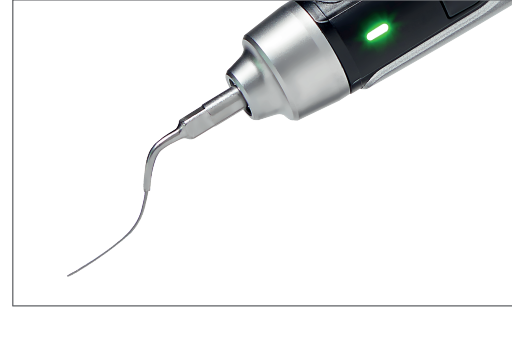
Dual-Ultrasonic Frequency

- Dia-Ultrasonic is featured with 30KHz band & 45KHz band of dual-ultrasonic frequency.
- Dual frequency effectively prepares root canals and unplugs dentinal tubules.



Specialized Ni-Ti Tip

- The specialized Dia-Ultrasonic Nickel-Titanium tip is durable and fracture resistant.
- Small and flexible 31G (0.25mm) (#25/.02) tip can access any difficult-to-navigate root canals.
- Dia-Ultrasonic's NiTi tip is heat-treated and 10 times more durable than other tips.

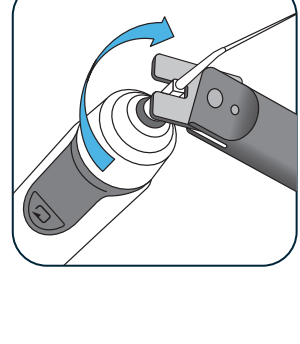


[Dia-Ultrasonic Tip Strength Test Result]

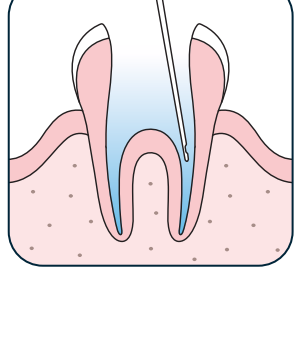
Protocol: Turning on the device for 15 secs and off for 5 secs in the water

Dia-Ultrasonic Tip	Lasted more than 200 hours
A Company	Broken within 20 hours
B Company	Broken within 2 hours

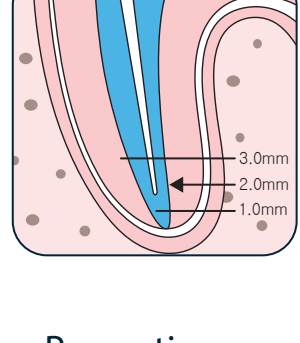
TECHNIQUE GUIDE



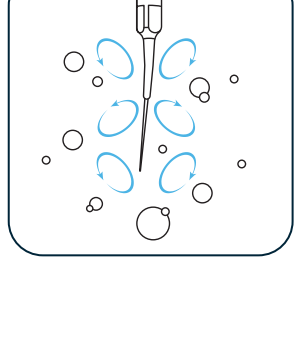
1) Tip Installation & Operation
Insert the wrench into the Tip joint. Turn (clockwise) within the range of the wrench's maximum operating angle (about 25°). Press the operation button on the handpiece for 1 second to power on the device. Press the button again to operate the device.



2) Irrigation
Move Ultrasonic Tip up and down 2-3mm vertically, maintaining a distance of 2mm from working length into the root canal filled with cleaning agent / irrigation solution (NaOCl, EDTA, etc.).



3) Dual-Ultrasonic Frequency
Device operates at 30KHz for the first 10 seconds and then automatically converts to 45KHz for 5 seconds.



4) End of Operation
Activate the irrigation solution with the device 2-3 times for optimal result. Suction out any remaining debris from the canals.

* Precautions

- The wrench is designed to move only within a maximum of about 25°. Do not overtighten.
- Avoid using the device in severely curved canals due to the risk of Ultrasonic Tip fracture.
- Avoid hitting the Ultrasonic Tip against the root canal wall.

Package

- ITEM #4009-1001 Dia-Ultrasonic Regular Kit
- Handpiece & Charger
- Accessories : Ultrasonic Tips (2ea/box), Wrench, Adapter & Power Cord

Accessories

- ITEM #4009-1110 Handpiece
- ITEM #4009-1120 Charger
- ITEM #4009-1130 Ultrasonic Tips (2ea/box)
- ITEM #4009-1140 Wrench
- ITEM #4009-1150 Battery
- ITEM #4009-1160 Adapter
- ITEM #4009-1170 Power Cord



DiaDent's Network

DiaDent Group International (Korea & International)
16, Osongsaengmyeong 4-ro, Osong-eup, Heungdeok-gu
Cheongju-si Chungcheong buk-do, 28161, South Korea
Tel : 82-43-266-2315 Fax : 82-43-262-8658
E-mail : diadent@diadent.co.kr

DiaDent Group International Inc. (Canada & USA)
11-3871 North Fraser Way, Burnaby B.C, Canada V5J 5G6
Tel : 1-604-451-8851 Fax : 1-604-451-8865
E-mail : diadent@diadent.com

DiaDent Europe B.V (Europe)
Antennestraat 70, 1322 AS Almere, the Netherlands
Tel : 31-36-549-8607 Fax : 31-36-536-7317
E-mail : diadent@diadent-europe.com

